

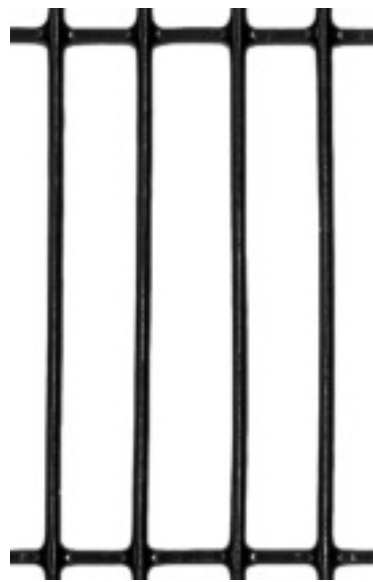
Zoological Mesh

PVC Coated Wire Mesh

for the construction of cages and enclosures
for gamebirds, zoological applications, livestock and pets

C. E. Shepherd Company Wire Mesh Products





PVC Coated 3" x 1/2" Mesh Opening		
12 Gauge		
Width	Length	Roll Weight
24"	50'	102 lbs
36"	50'	151 lbs
48"	50'	200 lbs
60"	50'	250 lbs
72"	50'	300 lbs
14 Gauge		
Width	Length	Roll Weight
24"	100'	118 lbs
36"	100'	176 lbs
48"	100'	234 lbs
60"	100'	292 lbs
72"	100'	350 lbs




PVC Coated 2" x 1" Mesh Opening		
12 Gauge		
Width	Length	Roll Weight
18"	100'	102 lbs
24"	100'	151 lbs
30"	100'	200 lbs
36"	100'	250 lbs
48"	100'	300 lbs
14 Gauge		
Width	Length	Roll Weight
24"	100'	77 lbs
30"	100'	96 lbs
36"	100'	114 lbs
48"	100'	151 lbs
60"	100'	188 lbs
72"	100'	226 lbs



PVC Coated 1" x 1" Mesh Opening		
14 Gauge		
Width	Length	Roll Weight
18"	100'	77 lbs
24"	100'	101 lbs
30"	100'	126 lbs
36"	100'	151 lbs
48"	100'	201 lbs
60"	100'	250 lbs
72"	100'	300 lbs



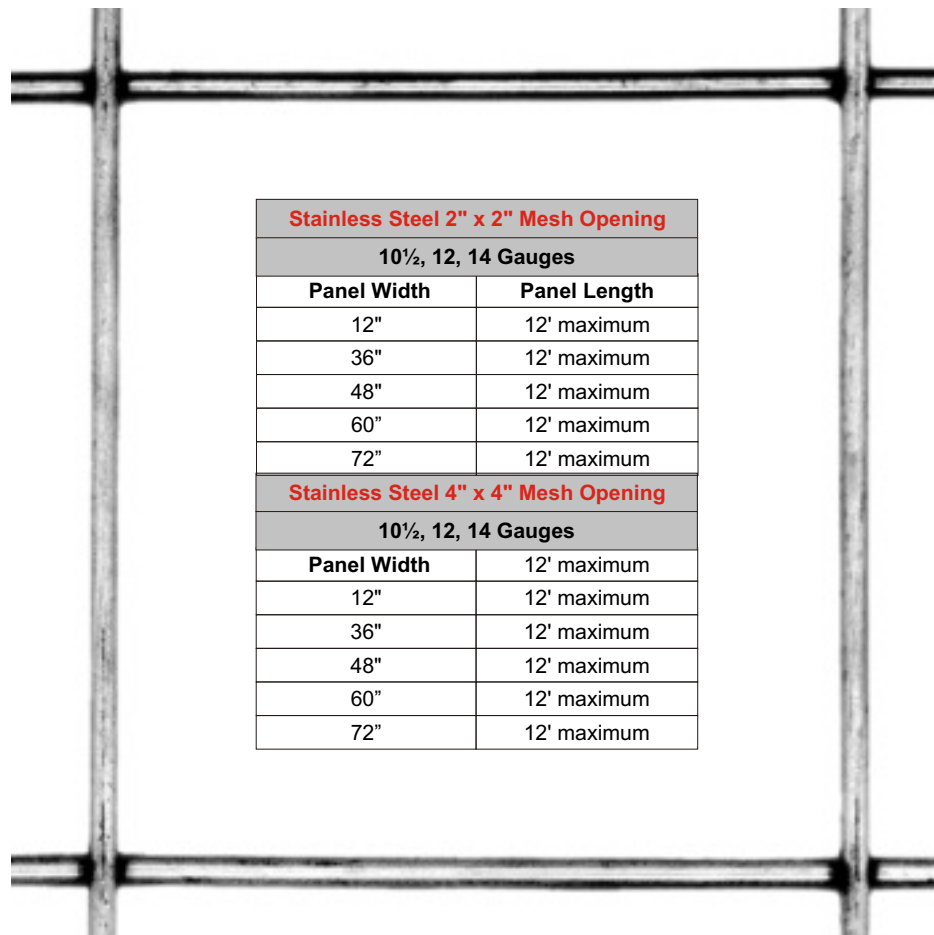
PVC Coated 1" x 1/2" Mesh Opening		
16 Gauge		
Width	Length	Roll Weight
24"	100'	94 lbs
30"	100'	117 lbs
36"	100'	146 lbs
48"	100'	194 lbs




PVC Coated 2" x 2" Mesh Opening		
14 Gauge		
Width	Length	Roll Weight
18"	100'	40 lbs
24"	100'	53 lbs
36"	100'	79 lbs
48"	100'	99 lbs
60"	100'	129 lbs
72"	100'	148 lbs



PVC Coated 1" x 2" Mesh Opening		
14 Gauge		
Width	Length	Roll Weight
24"	100'	79 lbs
30"	100'	96 lbs
36"	100'	114 lbs
48"	100'	157 lbs
60"	100'	188 lbs
72"	100'	226 lbs




Stainless Steel 2" x 2" Mesh Opening	
10 1/2, 12, 14 Gauges	
Panel Width	Panel Length
12"	12' maximum
36"	12' maximum
48"	12' maximum
60"	12' maximum
72"	12' maximum
Stainless Steel 4" x 4" Mesh Opening	
10 1/2, 12, 14 Gauges	
Panel Width	Panel Length
12"	12' maximum
36"	12' maximum
48"	12' maximum
60"	12' maximum
72"	12' maximum



PVC Coated 1" Hexagonal Mesh Opening		
20 Gauge		
Width	Length	Roll Weight
24"	150'	40 lbs
36"	150'	58 lbs
48"	150'	79 lbs
60"	150'	99 lbs
72"	150'	118 lbs



PVC Coated 3/4" x 3/4" Mesh Opening		
14 Gauge		
Width	Length	Roll Weight
48"	100'	267 lbs



PVC Coated 1/2" x 1/2" Mesh Opening		
16 Gauge		
Width	Length	Roll Weight
24"	100'	131 lbs
30"	100'	163 lbs
36"	100'	196 lbs
48"	100'	260 lbs



PVC Coated 1/4" x 1/4" Mesh Opening		
23 Gauge		
Width	Length	Roll Weight
24"	100'	65 lbs
30"	100'	80 lbs
36"	100'	92 lbs

Quick Guide to Wire Gauges

23 Gauge Wire
 Nominal diameter 0.0258"
 Nominal coating thickness . . . 0.015"

20 Gauge Wire
 Nominal diameter 0.034"
 Nominal coating thickness . . . 0.015"

16 Gauge Wire
 Nominal diameter 0.0625"
 Nominal coating thickness . . . 0.015"

14 Gauge Wire
 Nominal diameter 0.080"
 Nominal coating thickness . . . 0.017"

12 Gauge Wire
 Nominal diameter 0.1055"
 Nominal coating thickness . . . 0.020"

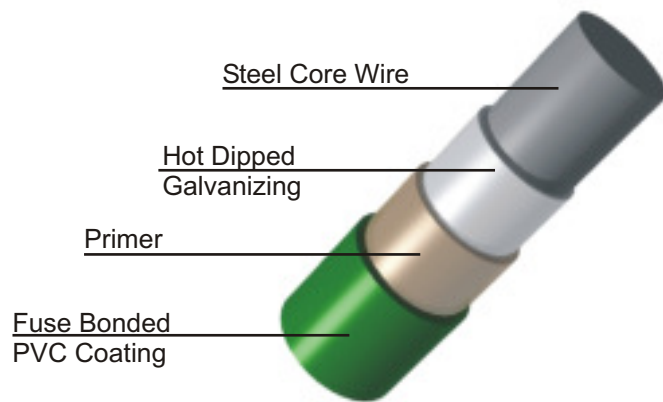
10½ Gauge
 Nominal diameter 0.128"

Shepherd Fuse Bonded PVC-coated wire begins with high-quality galvanized steel wire which is twisted or welded into a tough, strong mesh. The mesh is then carefully cleaned and primed. The PVC coating is "fuse-bonded" to the heated wire mesh through a special, exacting process. This special process provides a strong, smooth, durable coating without pinholes or thin spots.

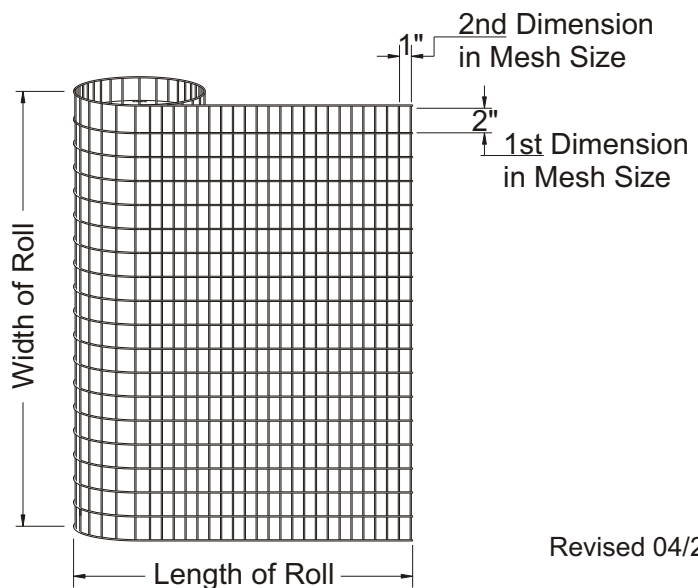
All meshes are shown approximate size. Mesh sizes listed are those most commonly used in these industries. Other mesh configurations, gauges and coil widths are available. In some cases, a minimum order quantity may be required.

Standard PVC color is black. Mesh may also be available in green, grey, orange, red, yellow or additional colors. Mesh shown may be available galvanized only.

Typical Cross Section View Shepherd PVC Coated Wire



Quick Guide to Roll & Mesh Dimensions



Revised 04/21/06



C. E. Shepherd Company

2221 Canada Dry Street, Houston, Texas 77023 USA • 713.924.4300 • 713.928.2324 fax • www.ceshepherd.com